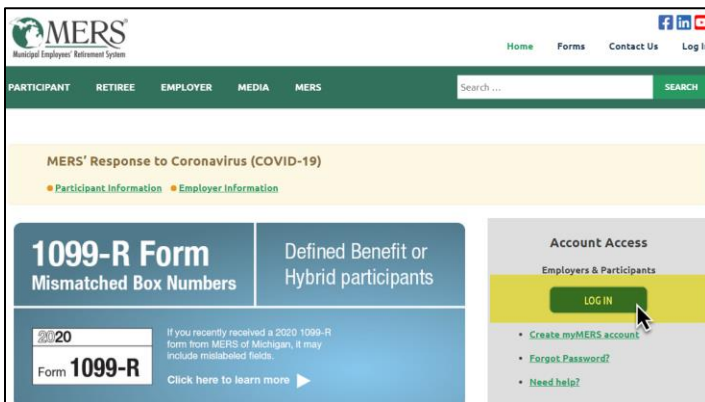


Locating MERS Account Information in myMERS

Your myMERS account is a gateway to all of your MERS plan information, and so much more including:

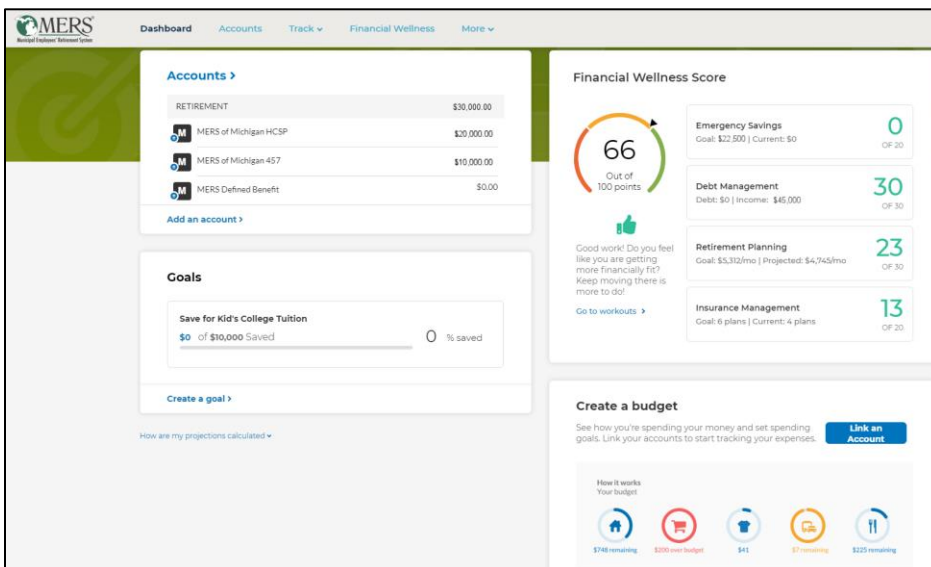
- Viewing statements
- Add and editing beneficiary information
- Updating personal contact information
- Viewing current investment line-up and making changes
- Accessing your Financial Fitness tool

Logging in and locating your account features is quick and easy. To get started, visit mersofmich.com and locate the green **Log In** button.






If you've never logged in to myMERS before, click on the **Create myMERS account** and follow the steps to get your account set up.

Upon successfully logging in, you'll see your personal dashboard:



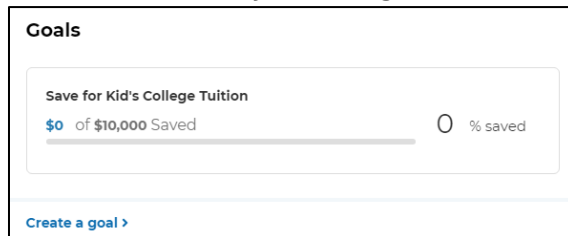
This is your myMERS homepage that:

1. Gives you access to your MERS account information

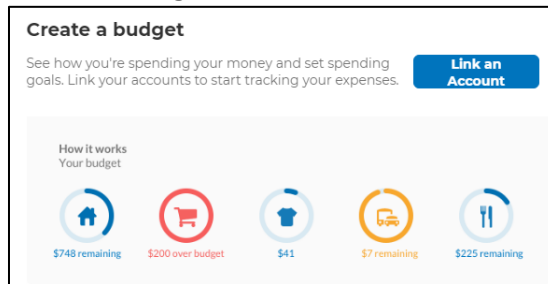
Accounts >	
RETIREMENT	\$30,000.00
 MERS of Michigan HCSP	\$20,000.00
 MERS of Michigan 457	\$10,000.00
 MERS Defined Benefit	\$0.00
Add an account >	

2. And serves as a gateway to your Financial Fitness tool where you can:

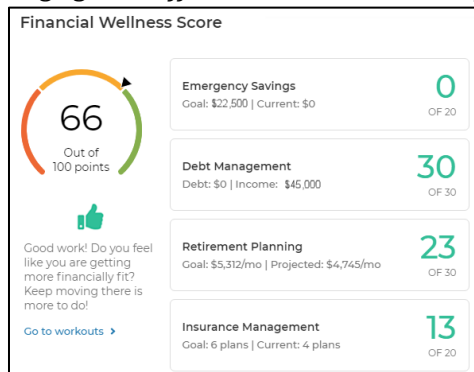
- *Create customized financial goals*



- *Create a budget*

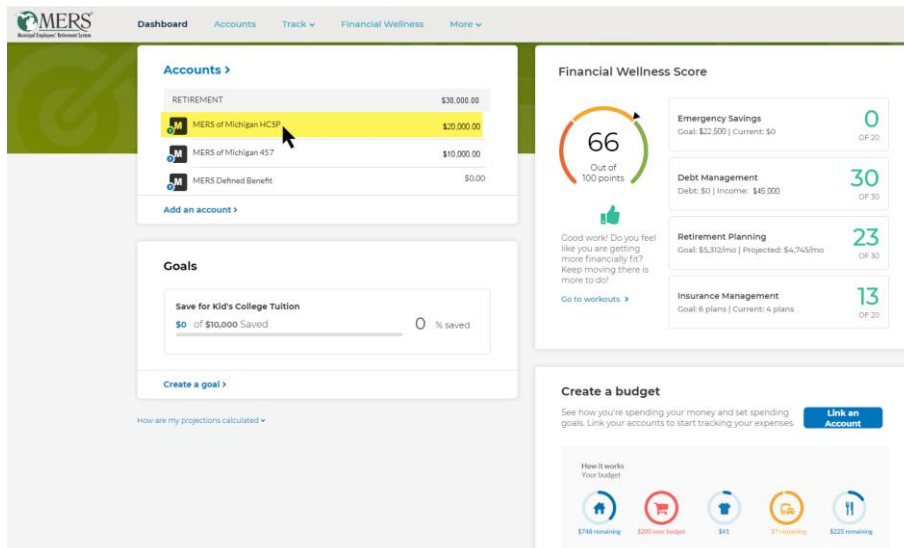


- *Engage in different workouts to help you gain better financial fitness*



To access your individual MERS account information, follow these simple steps:

1. Click on the plan name



The screenshot shows the MERS dashboard with the following sections:

- Accounts:** A list of retirement accounts. The 'MERS of Michigan HCSP' account is highlighted in yellow, showing a balance of \$20,000.00. Other accounts include 'MERS of Michigan 457' (\$10,000.00) and 'MERS Defined Benefit' (\$0.00).
- Financial Wellness Score:** A circular gauge showing a score of 66 out of 100 points. Below the gauge, there are four categories:
 - Emergency Savings:** 0 OF 20 (Goal: \$2,500 | Current: \$0)
 - Debt Management:** 30 OF 30 (Debt: \$0 | Income: \$45,000)
 - Retirement Planning:** 23 OF 30 (Goal: \$5,312/mo | Projected: \$4,745/mo)
 - Insurance Management:** 13 OF 20 (Goal: 8 plans | Current: 4 plans)
- Goals:** A section for 'Save for Kid's College Tuition' showing \$0 of \$10,000 saved.
- Create a budget:** A section with a 'Link an Account' button and a 'How it works' diagram.

2. Locate the Quick Links section.

Here you can click on the different links to view your account summary, change investment information, update beneficiaries and much more (*please note, this section may take a few seconds to load*).



The screenshot shows the 'Sample City HCSP' account page for owner Betty Smith. The account balance is \$10,000 and the contribution is 0. The page features a 'Retirement Workout Score' of 23 out of 30 points and a 'Quick Links' section with the following links:

- View Plan Summary >
- View My Personal Rate of Return >
- Change My Investments >
- Manage My Beneficiaries >
- View My Statements >
- Edit My Profile >

As always, if you have any questions about accessing your myMERS account, please contact our Service Center at 800.767.MERS (6377).